



# Wakefield Park Raceway

## Round 3 : April 16 - 18



FINANCIAL SERVICES  
YAMAHA FINANCE R3 CUP



Date: 16/04/21  
Event: P08  
Weather: Mostly sunny - Temp: 18.5C  
Track: Dry - Temp: 34.3C


### Practice 2


Started at: 12:13:40  
Laps: 20 Min  
Starters: 26  
Printed at: 12:39


### CLASSIFICATION

Pos	No	Name	Machine	Fastest Lap	On Lap	Behind Leader	Behind Prev
1	72	Ben BAKER (NSW) / Yamaha / YRD / Shoei / Alpinestar / West Sliders / Maxima /SCK	Yamaha YZF-R3	1:05.350	7 of 16		
2	69	Archie McDONALD (NSW) / ProGP Racing Junior Team / GB Racing / Bonamici Racing / Signpro / Pro-bolt	Yamaha YZF-R3	1:06.197	13 of 17	.847	.847
3	32	Jai RUSSO (NSW) / Russo Performance / YRD Yamaha / GTR MotoStars / Ricondi / AGV / TCX	Yamaha YZF-R3	1:06.420	14 of 17	1.070	.223
4	78	Caleb GILMORE (MWT) / Metcher Motorsport / Siemec / Fusport / Yamaha / YRD / Yamalube	Yamaha YZF-R3	1:06.552	14 of 15	1.202	.132
5	121	Reece OUGHTRED (VIC) / Dynoverks / TT M-cycles / Flux Fitness / The JAGS / Signpro / LS2 Helmets	Yamaha YZF-R3	1:06.694	10 of 13	1.344	.142
6	36	Angus GRENFELL (VIC) / ABU Group / Just Investments / Peek Visual /Ricondi / TERRA / Speed Angle	Yamaha YZF-R3	1:06.751	11 of 17	1.401	.057
7	22	Zackary JOHNSON (VIC) / Earmold Aust. / Grinning Dingo Aust. / Rebuilder / Prebuild Solutions	Yamaha YZF-R3	1:06.865	13 of 15	1.515	.114
8	11	Brandon DEMMERY (NSW) / Motocity / Valor Developments / Jekyl & Hyde / PTT Lubricants / Addicted to Track	Yamaha YZF-R3	1:06.921	8 of 17	1.571	.056
9	49	Jake FARNSWORTH (NSW) / Full Noise Racing / Freestyle Tattoo Studio / Worth Race Developments	Yamaha YZF-R3	1:06.965	12 of 16	1.615	.044
10	39	Glenn NELSON (QLD) / Buddys Pest Control / Dynoverks / XXX Suspension	Yamaha YZF-R3	1:07.121	7 of 12	1.771	.156
11	99	Jacob HATCH (NSW) / Motocity / Valor Developments / Jekyl & Hyde / PTT Lubricants / Addicted to Track	Yamaha YZF-R3	1:07.337	3 of 14	1.987	.216
12	355	Laura BROWN (NSW) / Bikebiz	Yamaha YZF-R3	1:07.518	12 of 16	2.168	.181
13	3	Cameron DUNKER (NSW) / GTR MotoStars Team / RS&C / Doctor Mak / Yamaha / YRD / Link / Pirelli	Yamaha YZF-R3	1:07.533	3 of 3	2.183	.015
14	35	Varis FLEMING (VIC) / MotoGo / Suspension Pro	Yamaha YZF-R3	1:07.732	11 of 13	2.382	.199
15	12	Henry SNELL (QLD) / Ricondi / AGV	Yamaha YZF-R3	1:07.826	11 of 14	2.476	.094
16	25	Brodie GAWITH (VIC) / AGV Helmets / Ricondi	Yamaha YZF-R3	1:07.876	7 of 14	2.526	.050
17	20	Jonathan NAHLOUS (NSW) / Complete AV / Anderson Stands / Bikebiz and Race Dynamics	Yamaha YZF-R3	1:07.931	8 of 16	2.581	.055
18	58	Lucas QUINN (QLD)	Yamaha YZF-R3	1:07.953	9 of 14	2.603	.022
19	63	Clay CLEGG (NSW) / Williamson Bros / Akubra / Mavin Truck Centre / Central West Electrical	Yamaha YZF-R3	1:08.100	13 of 15	2.750	.147
20	181	Liam WATERS (QLD) / Moto Shed / K1 Racing	Yamaha YZF-R3	1:08.443	4 of 16	3.093	.343
21	279	Hayden NELSON (NSW)	Yamaha YZF-R3	1:08.540	13 of 17	3.190	.097
22	91	Taiyo AKSU (QLD) / OPRACING / MMM Motorcycles	Yamaha YZF-R3	1:08.677	15 of 15	3.327	.137
23	7	Zane KINNA (VIC) / Moto GC Dynoverks	Yamaha YZF-R3	1:09.187	16 of 16	3.837	.510
24	45	Jamie PORT (VIC) / Yamaha / AGV / Pirelli / Motul / Ricondi / Verafire	Yamaha YZF-R3	1:09.734	7 of 15	4.384	.547
25	222	Lincoln KNIGHT (NSW) / Knights Fencing / Excite Motorsports	Yamaha YZF-R3	1:09.772	14 of 14	4.422	.038
26	444	Ryan MOSCARDINI (QLD) / NQ Flooring / Sun City Yamaha / Fastbike tyres / Blue Dog Racing / Nolan	Yamaha YZF-R3	1:11.315	11 of 16	5.965	1.543

Current qualifying record for R3 class - 1:05.555 by Max STAUFFER (NSW) on a Yamaha YZF-R3 set on 23/03/19

  
Chief Timekeeper - Scott Laing

  
Race Director - Tom Williams

  
Clerk of Course - Paul Hinds



[www.computime.com.au](http://www.computime.com.au)  
COMPUTIME RACE TIMING SYSTEMS PTY LTD





# Wakefield Park Raceway

## Round 3 : April 16 - 18



FINANCIAL SERVICES  
YAMAHA FINANCE R3 CUP



Date: 16/04/21  
Event: P08  
Weather: Mostly sunny - Temp: 18.5C  
Track: Dry - Temp: 34.3C

### Practice 2

Started at: 12:13:40  
Laps: 20 Min  
Starters: 26  
Printed at: 12:39

### LAP TIMES

No	Name	Lap 1	Lap 2	Lap 3	Lap 4	Lap 5	Lap 6	Lap 7	Lap 8	Lap 9	Lap 10
3	Cameron DUNKER (NSW)	1:16.635	1:08.202	<b>1:07.533</b>							
7	Zane KINNA (VIC)	1:26.004	1:11.461	1:10.947	1:10.574	1:09.726	1:10.724	1:10.781	1:09.848	1:10.430	1:09.784
10		1:10.087	1:09.957	1:10.026	1:09.484	1:10.948	<b>1:09.187</b>				
11	Brandon DEMMERY (NSW)	1:26.783	1:08.419	1:07.464	1:08.347	1:09.641	1:08.265	1:08.694	<b>1:06.921</b>	1:07.148	1:06.990
10		1:06.979	1:55.032	1:32.448	1:09.952	1:07.183	1:09.076	1:07.316			
12	Henry SNELL (QLD)	1:24.573	1:09.591	1:08.848	1:08.729	1:08.982	1:08.216	1:08.290	1:07.832	1:08.396	1:08.171
10		<b>1:07.826</b>	1:08.063	1:08.640	1:08.619						
20	Jonathan NAHLOUS (NSW)	1:20.085	1:10.941	1:09.104	1:10.036	1:09.315	1:08.568	1:08.122	<b>1:07.931</b>	1:08.349	1:08.894
10		1:09.004	1:08.647	1:08.579	1:08.562	1:08.768	1:30.473				
22	Zackary JOHNSON (VIC)	1:24.203	1:09.181	1:07.608	1:07.369	1:07.710	1:08.067	1:09.616	3:33.140	1:17.156	1:08.371
10		1:07.052	1:06.909	<b>1:06.865</b>	1:07.064	1:07.489					
25	Brodie GAWITH (VIC)	1:23.759	1:09.780	1:08.583	1:08.630	1:09.248	1:08.641	<b>1:07.876</b>	1:08.540	1:08.163	1:07.901
10		1:42.206	1:23.465	1:08.479	1:08.059						
32	Jai RUSSO (NSW)	1:16.652	1:08.215	1:08.053	1:07.468	1:07.521	1:06.865	1:06.485	1:07.828	1:06.553	1:36.662
10		1:16.255	1:06.889	1:08.322	<b>1:06.420</b>	1:06.715	1:07.434	1:06.912			
35	Varis FLEMING (VIC)	1:23.573	1:09.625	1:08.911	1:08.607	3:10.779	1:17.391	1:08.232	1:08.527	1:11.174	1:08.340
10		<b>1:07.732</b>	1:08.201	1:08.469							
36	Angus GRENFELL (VIC)	1:16.743	1:07.874	1:07.492	1:07.121	1:06.801	1:39.374	1:14.025	1:08.384	1:07.728	1:07.329
10		<b>1:06.751</b>	1:06.811	1:06.889	1:06.887	1:07.425	1:06.931	1:06.755			
39	Glenn NELSON (QLD)	1:21.746	1:09.365	1:07.699	1:07.432	1:07.899	1:08.253	<b>1:07.121</b>	1:07.465	1:07.656	1:07.183
10		1:08.155	1:09.801								
45	Jamie PORT (VIC)	1:20.119	1:10.784	1:10.430	1:10.560	1:09.762	1:10.213	<b>1:09.734</b>	1:09.967	1:10.297	1:09.855
10		3:06.810	1:20.750	1:10.303	1:09.915	1:10.087					
49	Jake FARNSWORTH (NSW)	1:21.709	1:09.423	1:08.680	1:08.549	1:08.032	1:07.921	1:08.525	1:08.166	1:08.076	1:09.477
10		1:08.767	<b>1:06.965</b>	1:06.980	1:07.222	1:08.009	1:07.911				
58	Lucas QUINN (QLD)	1:18.734	1:09.367	1:08.407	1:08.278	1:08.962	1:08.147	1:08.761	1:08.451	<b>1:07.953</b>	1:08.448
10		1:11.617	1:08.305	1:08.049	1:08.182						
63	Clay CLEGG (NSW)	1:17.496	1:08.473	1:08.767	1:09.183	1:08.426	1:08.128	1:08.163	2:53.788	1:21.228	1:08.992
10		1:08.887	1:08.117	<b>1:08.100</b>	1:08.324	1:08.270					
69	Archie McDONALD (NSW)	1:20.466	1:08.428	1:07.541	1:06.723	1:06.973	1:06.232	1:09.185	1:09.389	1:09.370	1:06.792
10		1:07.624	1:06.290	<b>1:06.197</b>	1:07.169	1:06.489	1:06.297	1:06.345			
72	Ben BAKER (NSW)	1:16.908	1:06.724	1:05.994	1:06.107	1:05.482	1:05.777	<b>1:05.350</b>	2:14.833	1:17.474	1:06.702
10		1:05.957	1:06.449	1:05.508	1:08.363	1:05.575	1:05.825				
78	Caleb GILMORE (MWT)	1:17.870	1:07.192	1:07.072	1:09.978	2:50.557	1:26.711	1:07.965	1:10.157	1:09.588	1:07.683
10		1:07.020	1:06.560	1:06.798	<b>1:06.552</b>	1:07.698					
91	Taiyo AKSU (QLD)	1:22.097	1:11.973	1:10.595	1:09.885	1:09.600	1:10.311	1:09.617	2:40.874	1:28.255	1:09.895
10		1:09.388	1:09.356	1:10.682	1:09.153	<b>1:08.677</b>					

*Scott Laing*  
Chief Timekeeper - Scott Laing

*Tom Williams*  
Race Director - Tom Williams

*Paul Hinds*  
Clerk of Course - Paul Hinds



www.computime.com.au  
COMPUTIME RACE TIMING SYSTEMS PTY LTD





# Wakefield Park Raceway

## Round 3 : April 16 - 18



Date: 16/04/21  
 Event: P08  
 Weather: Mostly sunny - Temp: 18.5C  
 Track: Dry - Temp: 34.3C

### Practice 2

Started at: 12:13:40  
 Laps: 20 Min  
 Starters: 26  
 Printed at: 12:39

### LAP TIMES

No	Name	Lap 1	Lap 2	Lap 3	Lap 4	Lap 5	Lap 6	Lap 7	Lap 8	Lap 9	Lap 10
99	Jacob HATCH (NSW)	1:22.809	1:08.288	<u>1:07.337</u>	1:08.628	1:37.162	1:16.862	1:07.528	1:09.607	1:08.001	1:08.988
10		1:07.364	1:09.337	1:09.638	1:07.761						
121	Reece OUGHTRED (VIC)	1:18.163	1:08.805	1:07.752	1:09.134	1:07.688	1:08.170	1:07.562	1:11.168	1:07.101	<u>1:06.694</u>
10		1:08.416	1:07.737	1:06.949							
181	Liam WATERS (QLD)	1:18.309	1:09.693	1:08.742	<u>1:08.443</u>	1:09.392	1:08.726	1:10.020	1:09.308	1:08.949	1:09.624
10		1:09.076	1:09.128	2:18.184	1:25.791	1:09.103	1:08.613				
222	Lincoln KNIGHT (NSW)	1:25.377	1:11.118	1:10.934	1:10.697	1:10.525	1:10.131	1:10.458	1:11.299	1:10.704	1:10.802
10		1:10.540	1:10.461	1:10.644	<u>1:09.772</u>						
279	Hayden NELSON (NSW)	1:26.379	1:10.578	1:10.309	1:10.347	1:09.618	1:09.537	1:09.566	1:08.785	1:09.183	1:09.148
10		1:09.068	1:08.811	<u>1:08.540</u>	1:09.973	1:08.650	1:08.642	1:08.599			
355	Laura BROWN (NSW)	1:20.266	1:09.183	1:09.382	1:08.858	1:08.886	1:09.045	1:08.103	1:08.014	1:50.456	1:22.626
10		1:07.615	<u>1:07.518</u>	1:07.843	1:07.918	1:07.717	1:07.584				
444	Ryan MOSCARDINI (QLD)	1:23.202	1:12.542	1:12.301	1:12.621	1:11.874	1:11.665	1:11.825	1:11.401	1:12.315	1:11.488
10		<u>1:11.315</u>	1:53.486	1:23.963	1:11.947	1:11.460	1:12.396				

*Scott Lang*  
 Chief Timekeeper - Scott Lang

*Tom Williams*  
 Race Director - Tom Williams

*Paul Hinds*  
 Clerk of Course - Paul Hinds





# Wakefield Park Raceway

## Round 3 : April 16 - 18



### FINANCIAL SERVICES YAMAHA FINANCE R3 CUP



Date: 16/04/21  
Event: P08  
Weather: Mostly sunny - Temp: 18.5C  
Track: Dry - Temp: 34.3C

### Practice 2

Started at: 12:13:40  
Laps: 20 Min  
Starters: 26  
Printed at: 12:39

### SPLIT TIMES

Lap	Split 1	Split 2	Split 3	Lap Time	Lap	Split 1	Split 2	Split 3	Lap Time
<b>3 Cameron DUNKER (NSW) (13th)</b>					3	19.172	24.870	24.806	1:08.848
1	27.050	24.782	24.803	1:16.635 P	4	19.035	24.805	24.889	1:08.729
2	19.122	24.572	24.508	1:08.202	5	19.411	25.045	24.526	1:08.982
3	<b>18.866</b>	<b>24.319</b>	<b>24.348</b>	<b>1:07.533</b>	6	19.036	24.751	24.429	1:08.216
					7	19.069	24.629	24.592	1:08.290
					8	19.039	24.437	<b>24.356</b>	1:07.832
					9	19.450	24.467	24.479	1:08.396
<b>7 Zane KINNA (VIC) (23th)</b>					10	19.123	24.434	24.614	1:08.171
1	32.084	27.478	26.442	1:26.004 P	11	19.026	<b>24.350</b>	24.450	<b>1:07.826</b>
2	19.782	26.352	25.327	1:11.461	12	19.013	24.475	24.575	1:08.063
3	19.950	25.595	25.402	1:10.947	13	19.106	24.990	24.544	1:08.640
4	19.347	26.009	25.218	1:10.574	14	<b>18.969</b>	24.873	24.777	1:08.619
5	19.085	25.532	25.109	1:09.726	<b>20 Jonathan NAHLOUS (NSW) (17th)</b>				
6	19.309	26.072	25.343	1:10.724	1	27.236	26.877	25.972	1:20.085 P
7	19.592	26.147	25.042	1:10.781	2	19.817	25.950	25.174	1:10.941
8	19.418	25.446	24.984	1:09.848	3	19.142	25.087	24.875	1:09.104
9	19.181	25.709	25.540	1:10.430	4	19.234	25.682	25.120	1:10.036
10	19.253	25.442	25.089	1:09.784	5	19.032	25.498	24.785	1:09.315
11	19.663	25.264	25.160	1:10.087	6	18.925	24.916	<b>24.727</b>	1:08.568
12	19.492	25.050	25.415	1:09.957	7	18.775	24.587	24.760	1:08.122
13	19.533	25.613	<b>24.880</b>	1:10.026	8	18.717	24.479	24.735	<b>1:07.931</b>
14	<b>19.024</b>	<b>24.926</b>	25.534	1:09.484	9	18.914	24.463	24.972	1:08.349
15	19.589	25.702	25.657	1:10.948	10	18.995	24.834	25.065	1:08.894
16	19.160	25.134	24.893	<b>1:09.187</b>	11	19.434	24.482	25.088	1:09.004
					12	19.023	24.792	24.832	1:08.647
<b>11 Brandon DEMMERY (NSW) (8th)</b>					13	18.980	24.532	25.067	1:08.579
1	34.902	26.314	25.567	1:26.783 P	14	19.103	24.674	24.785	1:08.562
2	19.289	24.456	24.674	1:08.419	15	19.051	24.732	24.985	1:08.768
3	18.897	24.229	24.338	1:07.464	16	<b>18.634</b>	<b>24.010</b>	47.829	1:30.473
4	18.914	24.661	24.772	1:08.347	<b>22 Zackary JOHNSON (VIC) (7th)</b>				
5	19.450	25.313	24.878	1:09.641	1	30.913	27.374	25.916	1:24.203 P
6	19.115	24.789	24.361	1:08.265	2	19.525	25.375	24.281	1:09.181
7	19.144	25.205	24.345	1:08.694	3	18.798	24.518	24.292	1:07.608
8	18.912	23.913	<b>24.096</b>	<b>1:06.921</b>	4	19.024	24.196	<b>24.149</b>	1:07.369
9	18.931	24.026	24.191	1:07.148	5	18.778	24.484	24.448	1:07.710
10	18.786	23.867	24.337	1:06.990	6	19.124	24.453	24.490	1:08.067
11	18.878	<b>23.769</b>	24.332	1:06.979	7	20.425	24.841	24.350	1:09.616
12	19.469	26.353	1:09.210	1:55.032	8	19.006	24.606	2:49.528	3:33.140
13	41.104	26.246	25.098	1:32.448 P	9	28.178	24.557	24.421	1:17.156 P
14	19.343	25.774	24.835	1:09.952	10	18.649	25.338	24.384	1:08.371
15	18.847	23.999	24.337	1:07.183	11	18.683	24.012	24.357	1:07.052
16	<b>18.726</b>	25.770	24.580	1:09.076	12	18.590	23.933	24.386	1:06.909
17	18.805	24.016	24.495	1:07.316	13	18.767	<b>23.763</b>	24.335	<b>1:06.865</b>
<b>12 Henry SNELL (QLD) (15th)</b>									
1	32.539	26.379	25.655	1:24.573 P					
2	19.223	25.429	24.939	1:09.591					

*Scott Laing*  
Chief Timekeeper - Scott Laing

*Tom Williams*  
Race Director - Tom Williams

*Paul Hinds*  
Clerk of Course - Paul Hinds





# Wakefield Park Raceway

## Round 3 : April 16 - 18



### FINANCIAL SERVICES YAMAHA FINANCE R3 CUP



Date: 16/04/21  
Event: P08  
Weather: Mostly sunny - Temp: 18.5C  
Track: Dry - Temp: 34.3C

### Practice 2

Started at: 12:13:40  
Laps: 20 Min  
Starters: 26  
Printed at: 12:39

### SPLIT TIMES

Lap	Split 1	Split 2	Split 3	Lap Time	Lap	Split 1	Split 2	Split 3	Lap Time
14	<b>18.503</b>	23.945	24.616	1:07.064	7	19.289	24.561	24.382	1:08.232
15	18.960	24.097	24.432	1:07.489	8	<b>19.080</b>	24.565	24.882	1:08.527
					9	21.021	25.419	24.734	1:11.174
<b>25 Brodie GAWITH (VIC) (16th)</b>					10	19.230	24.678	24.432	1:08.340
1	31.765	26.305	25.689	1:23.759 P	11	19.133	<b>24.283</b>	<b>24.316</b>	<b>1:07.732</b>
2	19.598	25.181	25.001	1:09.780	12	19.281	24.453	24.467	1:08.201
3	19.159	24.788	24.636	1:08.583	13	19.177	24.636	24.656	1:08.469
4	19.105	24.805	24.720	1:08.630					
5	19.636	24.985	24.627	1:09.248	<b>36 Angus GRENFELL (VIC) (6th)</b>				
6	18.987	24.853	24.801	1:08.641	1	26.545	25.212	24.986	1:16.743 P
7	19.066	24.515	<b>24.295</b>	<b>1:07.876</b>	2	18.956	24.525	24.393	1:07.874
8	19.079	24.980	24.481	1:08.540	3	18.858	24.343	24.291	1:07.492
9	19.097	24.671	24.395	1:08.163	4	18.560	24.304	24.257	1:07.121
10	19.035	<b>24.391</b>	24.475	1:07.901	5	18.525	24.249	<b>24.027</b>	1:06.801
11	20.052	25.623	56.531	1:42.206	6	<b>18.428</b>	24.514	56.432	1:39.374
12	33.436	25.085	24.944	1:23.465 P	7	25.193	24.676	24.156	1:14.025 P
13	19.240	24.593	24.646	1:08.479	8	18.943	24.741	24.700	1:08.384
14	<b>18.940</b>	24.524	24.595	1:08.059	9	18.568	24.236	24.924	1:07.728
					10	18.670	24.265	24.394	1:07.329
<b>32 Jai RUSSO (NSW) (3rd)</b>					11	18.440	24.077	24.234	<b>1:06.751</b>
1	27.244	24.587	24.821	1:16.652 P	12	18.511	<b>23.993</b>	24.307	1:06.811
2	19.124	24.692	24.399	1:08.215	13	18.459	24.054	24.376	1:06.889
3	19.125	24.491	24.437	1:08.053	14	18.493	24.169	24.225	1:06.887
4	18.667	24.572	24.229	1:07.468	15	18.719	24.182	24.524	1:07.425
5	18.819	24.405	24.297	1:07.521	16	18.694	24.158	24.079	1:06.931
6	18.643	24.176	24.046	1:06.865	17	18.455	24.131	24.169	1:06.755
7	18.511	23.989	23.985	1:06.485					
8	19.184	24.658	23.986	1:07.828	<b>39 Glenn NELSON (QLD) (10th)</b>				
9	18.494	23.986	24.073	1:06.553	1	28.756	26.956	26.034	1:21.746 P
10	18.491	24.339	53.832	1:36.662	2	19.321	25.129	24.915	1:09.365
11	27.630	24.286	24.339	1:16.255 P	3	18.876	24.421	24.402	1:07.699
12	18.585	24.002	24.302	1:06.889	4	18.824	24.262	24.346	1:07.432
13	18.914	24.879	24.529	1:08.322	5	18.851	24.544	24.504	1:07.899
14	<b>18.481</b>	24.027	<b>23.912</b>	<b>1:06.420</b>	6	19.421	24.487	24.345	1:08.253
15	18.755	<b>23.823</b>	24.137	1:06.715	7	<b>18.737</b>	24.084	<b>24.300</b>	<b>1:07.121</b>
16	18.551	24.381	24.502	1:07.434	8	18.859	24.251	24.355	1:07.465
17	18.631	24.065	24.216	1:06.912	9	18.982	24.278	24.396	1:07.656
					10	18.850	<b>24.024</b>	24.309	1:07.183
<b>35 Varis FLEMING (VIC) (14th)</b>					11	18.860	24.656	24.639	1:08.155
1	32.778	25.752	25.043	1:23.573 P	12	18.898	24.476	26.427	1:09.801
2	19.399	25.433	24.793	1:09.625					
3	19.469	24.908	24.534	1:08.911	<b>45 Jamie PORT (VIC) (24th)</b>				
4	19.272	24.883	24.452	1:08.607	1	28.654	25.925	25.540	1:20.119 P
5	19.954	25.618	2:25.207	3:10.779	2	19.722	25.654	25.408	1:10.784
6	27.239	24.986	25.166	1:17.391 P	3	19.597	25.799	25.034	1:10.430

*Scott Laing*  
Chief Timekeeper - Scott Laing

*Tom Williams*  
Race Director - Tom Williams

*Paul Hinds*  
Clerk of Course - Paul Hinds





# Wakefield Park Raceway

## Round 3 : April 16 - 18



### FINANCIAL SERVICES YAMAHA FINANCE R3 CUP



Date: 16/04/21  
Event: P08  
Weather: Mostly sunny - Temp: 18.5C  
Track: Dry - Temp: 34.3C

### Practice 2

Started at: 12:13:40  
Laps: 20 Min  
Starters: 26  
Printed at: 12:39

### SPLIT TIMES

Lap	Split 1	Split 2	Split 3	Lap Time	Lap	Split 1	Split 2	Split 3	Lap Time
4	19.589	25.648	25.323	1:10.560	14	19.019	24.722	24.441	1:08.182
5	19.293	25.463	<b>25.006</b>	1:09.762					
6	19.389	25.602	25.222	1:10.213					
7	19.363	<b>25.289</b>	25.082	<b>1:09.734</b>					
8	19.408	25.430	25.129	1:09.967					
9	19.600	25.501	25.196	1:10.297					
10	19.355	25.328	25.172	1:09.855					
11	19.442	26.133	2:21.235	3:06.810					
12	29.407	25.869	25.474	1:20.750 P					
13	19.498	25.470	25.335	1:10.303					
14	<b>19.200</b>	25.488	25.227	1:09.915					
15	19.252	25.461	25.374	1:10.087					
<b>49 Jake FARNSWORTH (NSW) (9th)</b>					<b>63 Clay CLEGG (NSW) (19th)</b>				
1	30.382	25.897	25.430	1:21.709 P	1	27.278	25.242	24.976	1:17.496 P
2	19.209	25.250	24.964	1:09.423	2	19.244	24.554	24.675	1:08.473
3	19.126	24.777	24.777	1:08.680	3	19.124	25.073	24.570	1:08.767
4	19.012	24.891	24.646	1:08.549	4	19.233	25.157	24.793	1:09.183
5	18.823	24.654	24.555	1:08.032	5	19.054	24.462	24.910	1:08.426
6	18.846	24.451	24.624	1:07.921	6	19.067	<b>24.435</b>	24.626	1:08.128
7	19.109	24.654	24.762	1:08.525	7	18.908	24.553	24.702	1:08.163
8	19.040	24.478	24.648	1:08.166	8	19.132	24.583	2:10.073	2:53.788
9	18.932	24.380	24.764	1:08.076	9	30.389	25.703	25.136	1:21.228 P
10	19.509	25.211	24.757	1:09.477	10	19.194	24.788	25.010	1:08.992
11	19.014	24.831	24.922	1:08.767	11	19.185	24.955	24.747	1:08.887
12	18.620	<b>23.893</b>	24.452	<b>1:06.965</b>	12	18.952	24.603	<b>24.562</b>	1:08.117
13	18.673	24.004	<b>24.303</b>	1:06.980	13	18.951	24.497	24.652	<b>1:08.100</b>
14	<b>18.602</b>	24.261	24.359	1:07.222	14	19.051	24.515	24.758	1:08.324
15	18.827	24.403	24.779	1:08.009	15	<b>18.847</b>	24.758	24.665	1:08.270
16	19.002	24.555	24.354	1:07.911	<b>69 Archie McDONALD (NSW) (2nd)</b>				
					1	28.938	26.330	25.198	1:20.466 P
					2	19.174	24.470	24.784	1:08.428
					3	18.679	24.279	24.583	1:07.541
					4	18.600	23.899	24.224	1:06.723
					5	18.614	24.130	24.229	1:06.973
					6	18.502	<b>23.720</b>	<b>24.010</b>	1:06.232
					7	19.683	25.306	24.196	1:09.185
					8	19.117	25.964	24.308	1:09.389
					9	19.102	24.960	25.308	1:09.370
					10	18.649	23.917	24.226	1:06.792
					11	18.535	24.349	24.740	1:07.624
					12	18.497	<b>23.720</b>	24.073	1:06.290
					13	<b>18.367</b>	23.757	24.073	<b>1:06.197</b>
					14	18.535	23.848	24.786	1:07.169
					15	18.529	23.853	24.107	1:06.489
					16	18.443	23.724	24.130	1:06.297
					17	18.437	23.870	24.038	1:06.345
<b>58 Lucas QUINN (QLD) (18th)</b>					<b>72 Ben BAKER (NSW) (1st)</b>				
1	26.979	26.234	25.521	1:18.734 P	1	28.282	24.206	24.420	1:16.908 P
2	19.136	25.355	24.876	1:09.367	2	18.504	24.218	24.002	1:06.724
3	<b>18.877</b>	24.870	24.660	1:08.407	3	18.391	23.694	23.909	1:05.994
4	19.008	24.848	24.422	1:08.278	4	18.437	23.780	23.890	1:06.107
5	18.889	25.225	24.848	1:08.962	5	18.254	23.624	23.604	1:05.482
6	19.024	24.755	<b>24.368</b>	1:08.147	6	18.263	23.706	23.808	1:05.777
7	19.069	25.191	24.501	1:08.761					
8	19.011	24.750	24.690	1:08.451					
9	19.082	24.455	24.416	<b>1:07.953</b>					
10	19.205	<b>24.443</b>	24.800	1:08.448					
11	21.052	25.375	25.190	1:11.617					
12	19.127	24.685	24.493	1:08.305					
13	18.946	24.623	24.480	1:08.049					

*Scott Laing*  
Chief Timekeeper - Scott Laing

*Tom Williams*  
Race Director - Tom Williams

*Paul Hinds*  
Clerk of Course - Paul Hinds





# Wakefield Park Raceway

## Round 3 : April 16 - 18



# YAMAHA

FINANCIAL SERVICES  
YAMAHA FINANCE R3 CUP



Date: 16/04/21  
Event: P08  
Weather: Mostly sunny - Temp: 18.5C  
Track: Dry - Temp: 34.3C

### Practice 2

Started at: 12:13:40  
Laps: 20 Min  
Starters: 26  
Printed at: 12:39

### SPLIT TIMES

Lap	Split 1	Split 2	Split 3	Lap Time	Lap	Split 1	Split 2	Split 3	Lap Time
78 Caleb GILMORE (MWT) (4th)					99 Jacob HATCH (NSW) (11th)				
7	18.316	23.448	<b>23.586</b>	<b>1:05.350</b>	1	31.084	26.363	25.362	1:22.809 P
8	<b>18.202</b>	24.973	1:31.658	2:14.833	2	18.909	24.465	24.914	1:08.288
9	29.459	23.748	24.267	1:17.474 P	3	18.676	24.357	<b>24.304</b>	<b>1:07.337</b>
10	18.238	24.521	23.943	1:06.702	4	18.730	24.659	25.239	1:08.628
11	18.516	23.690	23.751	1:05.957	5	20.054	25.023	52.085	1:37.162
12	18.211	24.358	23.880	1:06.449	6	27.499	24.601	24.762	1:16.862 P
13	18.470	<b>23.376</b>	23.662	1:05.508	7	18.786	24.278	24.464	1:07.528
14	18.639	24.663	25.061	1:08.363	8	19.759	25.095	24.753	1:09.607
15	18.337	23.482	23.756	1:05.575	9	18.959	24.368	24.674	1:08.001
16	18.403	23.636	23.786	1:05.825	10	19.775	24.514	24.699	1:08.988
91 Taiyo AKSU (QLD) (22th)					121 Reece OUGHTRED (VIC) (5th)				
1	28.686	24.599	24.585	1:17.870 P	11	18.819	<b>24.131</b>	24.414	1:07.364
2	18.975	23.981	24.236	1:07.192	12	19.825	24.654	24.858	1:09.337
3	18.728	24.049	24.295	1:07.072	13	19.782	25.438	24.418	1:09.638
4	18.904	25.896	25.178	1:09.978	14	<b>18.649</b>	24.544	24.568	1:07.761
5	18.947	25.280	2:06.330	2:50.557	181 Liam WATERS (QLD) (20th)				
6	35.748	26.047	24.916	1:26.711 P	1	26.619	26.143	25.547	1:18.309 P
7	19.169	24.374	24.422	1:07.965	2	19.462	25.249	24.982	1:09.693
8	19.094	25.762	25.301	1:10.157	3	19.136	24.914	24.692	1:08.742
9	19.461	25.300	24.827	1:09.588	4	19.015	24.830	<b>24.598</b>	<b>1:08.443</b>
10	19.157	24.193	24.333	1:07.683	5	19.787	24.989	24.616	1:09.392
11	18.754	23.996	24.270	1:07.020	6	<b>18.879</b>	<b>24.816</b>	25.031	1:08.726
12	18.646	23.790	<b>24.124</b>	1:06.560	7	19.354	25.926	24.740	1:10.020
13	18.636	23.917	24.245	1:06.798	8	19.209	25.383	24.716	1:09.308
14	18.670	23.757	24.125	<b>1:06.552</b>	9	19.066	25.064	24.819	1:08.949
15	<b>18.626</b>	<b>23.744</b>	25.328	1:07.698	10	19.317	25.210	25.097	1:09.624
					11	19.275	24.887	24.914	1:09.076
					12	19.107	24.925	25.096	1:09.128
					13	18.935	25.308	1:33.941	2:18.184

*Scott Laing*  
Chief Timekeeper - Scott Laing

*Tom Williams*  
Race Director - Tom Williams

*Paul Hinds*  
Clerk of Course - Paul Hinds



www.computime.com.au  
COMPUTIME RACE TIMING SYSTEMS PTY LTD





# Wakefield Park Raceway

## Round 3 : April 16 - 18



FINANCIAL SERVICES  
YAMAHA FINANCE R3 CUP



Date: 16/04/21  
Event: P08  
Weather: Mostly sunny - Temp: 18.5C  
Track: Dry - Temp: 34.3C

### Practice 2

Started at: 12:13:40  
Laps: 20 Min  
Starters: 26  
Printed at: 12:39

### SPLIT TIMES

Lap	Split 1	Split 2	Split 3	Lap Time	Lap	Split 1	Split 2	Split 3	Lap Time
14	33.099	27.306	25.386	1:25.791 P	<b>355 Laura BROWN (NSW) (12th)</b>				
15	19.091	25.074	24.938	1:09.103	1	27.682	26.468	26.116	1:20.266 P
16	19.018	24.853	24.742	1:08.613	2	19.078	25.193	24.912	1:09.183
					3	19.183	25.267	24.932	1:09.382
					4	18.995	25.158	24.705	1:08.858
<b>222 Lincoln KNIGHT (NSW) (25th)</b>					5	19.069	24.819	24.998	1:08.886
1	31.624	27.764	25.989	1:25.377 P	6	19.221	25.528	24.296	1:09.045
2	20.046	25.654	25.418	1:11.118	7	19.117	24.632	24.354	1:08.103
3	19.664	25.909	25.361	1:10.934	8	18.857	24.660	24.497	1:08.014
4	19.748	25.729	25.220	1:10.697	9	19.147	24.895	1:06.414	1:50.456
5	19.724	25.615	25.186	1:10.525	10	33.058	25.247	24.321	1:22.626 P
6	19.635	25.353	25.143	1:10.131	11	<b>18.537</b>	24.701	24.377	1:07.615
7	19.982	25.436	25.040	1:10.458	12	18.655	<b>24.427</b>	24.436	<b>1:07.518</b>
8	19.620	25.909	25.770	1:11.299	13	18.917	24.605	24.321	1:07.843
9	19.595	25.633	25.476	1:10.704	14	18.896	24.888	<b>24.134</b>	1:07.918
10	<b>19.457</b>	25.764	25.581	1:10.802	15	18.692	24.564	24.461	1:07.717
11	19.570	25.634	25.336	1:10.540	16	18.753	24.527	24.304	1:07.584
12	19.597	25.412	25.452	1:10.461					
13	19.916	25.616	25.112	1:10.644	<b>444 Ryan MOSCARDINI (QLD) (26th)</b>				
14	19.543	<b>25.332</b>	<b>24.897</b>	<b>1:09.772</b>	1	29.698	27.204	26.300	1:23.202 P
<b>279 Hayden NELSON (NSW) (21th)</b>					2	20.255	26.400	25.887	1:12.542
1	32.725	27.236	26.418	1:26.379 P	3	20.437	26.202	25.662	1:12.301
2	19.713	25.807	25.058	1:10.578	4	<b>19.810</b>	26.851	25.960	1:12.621
3	19.435	25.507	25.367	1:10.309	5	20.160	26.005	25.709	1:11.874
4	19.682	25.379	25.286	1:10.347	6	20.019	25.895	25.751	1:11.665
5	19.420	25.207	24.991	1:09.618	7	19.866	26.214	25.745	1:11.825
6	19.208	25.383	24.946	1:09.537	8	20.022	<b>25.559</b>	25.820	1:11.401
7	19.369	25.327	24.870	1:09.566	9	20.084	25.911	26.320	1:12.315
8	19.181	24.874	<b>24.730</b>	1:08.785	10	20.031	25.666	25.791	1:11.488
9	19.045	24.916	25.222	1:09.183	11	19.815	25.718	25.782	<b>1:11.315</b>
10	19.271	24.913	24.964	1:09.148	12	19.856	26.166	1:07.464	1:53.486
11	19.178	24.777	25.113	1:09.068	13	32.015	26.324	25.624	1:23.963 P
12	19.088	24.799	24.924	1:08.811	14	19.864	26.240	25.843	1:11.947
13	19.216	24.542	24.782	<b>1:08.540</b>	15	19.986	25.861	<b>25.613</b>	1:11.460
14	19.616	25.329	25.028	1:09.973	16	20.124	26.381	25.891	1:12.396
15	<b>18.983</b>	<b>24.527</b>	25.140	1:08.650					
16	19.061	24.633	24.948	1:08.642					
17	19.146	24.591	24.862	1:08.599					

*Scott Laing*  
Chief Timekeeper - Scott Laing

*Tom Williams*  
Race Director - Tom Williams

*Paul Hinds*  
Clerk of Course - Paul Hinds



www.computime.com.au  
COMPUTIME RACE TIMING SYSTEMS PTY LTD







# Wakefield Park Raceway

## Round 3 : April 16 - 18



FINANCIAL SERVICES  
YAMAHA FINANCE R3 CUP

Practice 2





Date: 16/04/21  
Event: P08  
Weather: Mostly sunny - Temp: 18.5C  
Track: Dry - Temp: 34.3C


Started at: 12:13:40  
Laps: 20 Min  
Starters: 26  
Printed at: 12:39

### FASTEST LAPS SEQUENCE

Race Time	No	Name	Machine	Fastest Lap	On Lap
1:30.923	11	Brandon DEMMERY (NSW)	Yamaha YZF-R3	1:26.783	1
1:30.944	99	Jacob HATCH (NSW)	Yamaha YZF-R3	1:22.809	1
1:31.938	58	Lucas QUINN (QLD)	Yamaha YZF-R3	1:18.734	1
1:32.237	181	Liam WATERS (QLD)	Yamaha YZF-R3	1:18.309	1
1:40.223	36	Angus GRENFELL (VIC)	Yamaha YZF-R3	1:16.743	1
1:42.915	3	Cameron DUNKER (NSW)	Yamaha YZF-R3	1:16.635	1
2:39.232	99	Jacob HATCH (NSW)	Yamaha YZF-R3	1:08.288	2
2:48.097	36	Angus GRENFELL (VIC)	Yamaha YZF-R3	1:07.874	2
3:06.786	78	Caleb GILMORE (MWT)	Yamaha YZF-R3	1:07.192	2
3:42.794	72	Ben BAKER (NSW)	Yamaha YZF-R3	1:06.724	2
4:48.788	72	Ben BAKER (NSW)	Yamaha YZF-R3	1:05.994	3
7:00.377	72	Ben BAKER (NSW)	Yamaha YZF-R3	1:05.482	5
9:11.504	72	Ben BAKER (NSW)	Yamaha YZF-R3	1:05.350	7

  
Chief Timekeeper - Scott Lang

  
Race Director - Tom Williams

  
Clerk of Course - Paul Hinds



[www.computime.com.au](http://www.computime.com.au)  
COMPUTIME RACE TIMING SYSTEMS PTY LTD





# Wakefield Park Raceway

## Round 3 : April 16 - 18



FINANCIAL SERVICES  
YAMAHA FINANCE R3 CUP



Date: 16/04/21  
Event: P08  
Weather: Mostly sunny - Temp: 18.5C  
Track: Dry - Temp: 34.3C

### Practice 2

Started at: 12:13:40  
Laps: 20 Min  
Starters: 26  
Printed at: 12:39

### BEST PARTIAL TIMES

Pos	Split 1		Split 2		Split 3		LAP		Ideal	Fastest
	Name	Time	Name	Time	Name	Time	Name	Time		
1	B. BAKER	18.202	B. BAKER	23.376	B. BAKER	23.586	B. BAKER	1:05.164	1:05.350	
2	A. McDONALD	18.367	A. McDONALD	23.720	J. RUSSO	23.912	A. McDONALD	1:06.097	1:06.197	
3	A. GRENFELL	18.428	C. GILMORE	23.744	A. McDONALD	24.010	J. RUSSO	1:06.216	1:06.420	
4	R. OUGHTRED	18.452	Z. JOHNSON	23.763	A. GRENFELL	24.027	Z. JOHNSON	1:06.415	1:06.865	
5	J. RUSSO	18.481	B. DEMMERY	23.769	R. OUGHTRED	24.031	A. GRENFELL	1:06.448	1:06.751	
6	Z. JOHNSON	18.503	J. RUSSO	23.823	B. DEMMERY	24.096	C. GILMORE	1:06.494	1:06.552	
7	L. BROWN	18.537	J. FARNSWORTH	23.893	C. GILMORE	24.124	B. DEMMERY	1:06.591	1:06.921	
8	J. FARNSWORTH	18.602	A. GRENFELL	23.993	L. BROWN	24.134	R. OUGHTRE	1:06.660	1:06.694	
9	C. DUNKER	18.621	J. NAHLOUS	24.010	Z. JOHNSON	24.149	J. FARNSWO	1:06.798	1:06.965	
10	C. GILMORE	18.626	G. NELSON	24.024	B. GAWITH	24.295	G. NELSON	1:07.061	1:07.121	
11	J. NAHLOUS	18.634	J. HATCH	24.131	G. NELSON	24.300	J. HATCH	1:07.084	1:07.337	
12	J. HATCH	18.649	R. OUGHTRED	24.177	J. FARNSWORTH	24.303	L. BROWN	1:07.098	1:07.518	
13	B. DEMMERY	18.726	V. FLEMING	24.283	J. HATCH	24.304	C. DUNKER	1:07.288	1:07.533	
14	G. NELSON	18.737	C. DUNKER	24.319	V. FLEMING	24.316	J. NAHLOUS	1:07.371	1:07.931	
15	C. CLEGG	18.847	H. SNELL	24.350	C. DUNKER	24.348	B. GAWITH	1:07.626	1:07.876	
16	L. QUINN	18.877	B. GAWITH	24.391	H. SNELL	24.356	H. SNELL	1:07.675	1:07.826	
17	L. WATERS	18.879	L. BROWN	24.427	L. QUINN	24.368	V. FLEMING	1:07.679	1:07.732	
18	B. GAWITH	18.940	C. CLEGG	24.435	C. CLEGG	24.562	L. QUINN	1:07.688	1:07.953	
19	H. SNELL	18.969	L. QUINN	24.443	L. WATERS	24.598	C. CLEGG	1:07.844	1:08.100	
20	H. NELSON	18.983	H. NELSON	24.527	J. NAHLOUS	24.727	H. NELSON	1:08.240	1:08.540	
21	T. AKSU	19.019	L. WATERS	24.816	H. NELSON	24.730	L. WATERS	1:08.293	1:08.443	
22	Z. KINNA	19.024	T. AKSU	24.881	T. AKSU	24.773	T. AKSU	1:08.673	1:08.677	
23	V. FLEMING	19.080	Z. KINNA	24.926	Z. KINNA	24.880	Z. KINNA	1:08.830	1:09.187	
24	J. PORT	19.200	J. PORT	25.289	L. KNIGHT	24.897	J. PORT	1:09.495	1:09.734	
25	L. KNIGHT	19.457	L. KNIGHT	25.332	J. PORT	25.006	L. KNIGHT	1:09.686	1:09.772	
26	R. MOSCARDINI	19.810	R. MOSCARDINI	25.559	R. MOSCARDINI	25.613	R. MOSCARDI	1:10.982	1:11.315	

*Scott Laing*  
Chief Timekeeper - Scott Laing

*Tom Williams*  
Race Director - Tom Williams

*Paul Hinds*  
Clerk of Course - Paul Hinds



www.computime.com.au  
COMPUTIME RACE TIMING SYSTEMS PTY LTD





# Wakefield Park Raceway

## Round 3 : April 16 - 18



Date: 16/04/21  
Event: P08  
Weather: Mostly sunny - Temp: 18.5C  
Track: Dry - Temp: 34.3C

### Practice 2

Started at: 12:13:40  
Laps: 20 Min  
Starters: 26  
Printed at: 12:40

### RACE INFORMATION

Time	Description
12:13:40	Event Start
12:18:35	Rider 3 (Cameron DUNKER) CRASHED TURN 4 - RIDER UP
12:22:25	Track temps : Finish - 34.3C / Int 1 - 35.6C / Int 2 - 31.9C
12:33:42	Chequered Flag
12:37:33	Event Finish

Chief Timekeeper - Scott Lang

Race Director - Tom Williams

Clerk of Course - Paul Hinds

